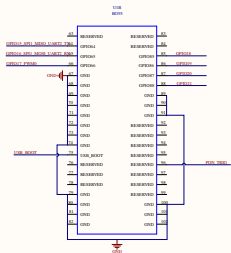


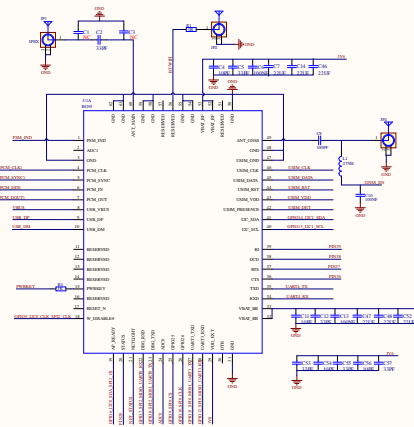
BG95-XX



ADC



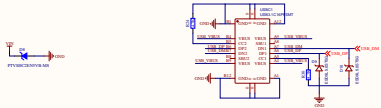
BG95-XX



SWITCH



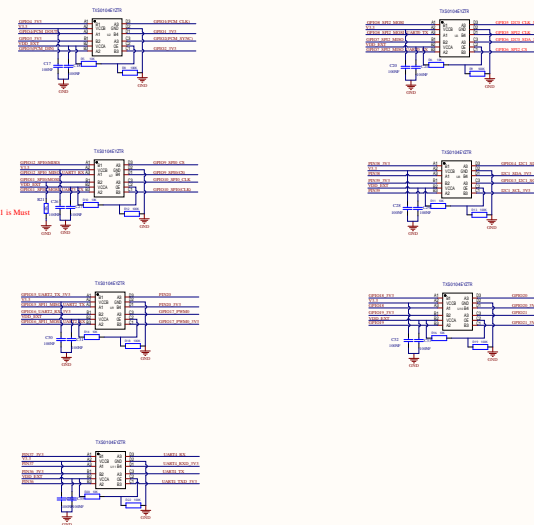
Type-C&USB



LIGHT



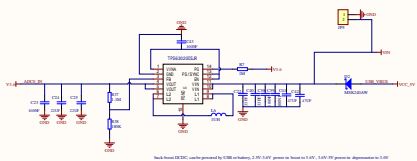
Level Translation



PWM



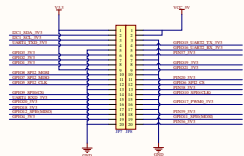
DCDC+LDO



NET



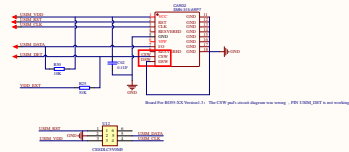
40PIN



PSM\_IND



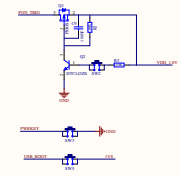
SIM



SIM\_CHK



KEY



This document is for reference only. For your projects, Please refer Quetcet modules hardware design or reference design.

Table with 4 columns: No., Name, Location, Date.